



## 2023 – 2025 Community Health Improvement Plan (CHIP)

### Working Together to Meet the Goals

I am proud to present Methodist Hospital | Metropolitan’s Community Health Improvement Plan (CHIP) that spans over the next three years. This document outlines our approach to addressing the barriers to good health in our community. Methodist Healthcare has adopted the health priority areas based upon the 2022 three-year Bexar County and Atascosa County Community Health Needs Assessments. In addition, each Methodist Healthcare hospital has their respective CHIPs to address their service areas.

This document is not inclusive of all efforts we are implementing in our communities but it does provide tactics to address those issues that are impacting our lives and the lives of those we serve.

A copy of the Community Health Assessments for Bexar and Atascosa Counties along with the complete CHIP for Methodist Healthcare System and all our facilities can be viewed by logging on to SAHealth.com.

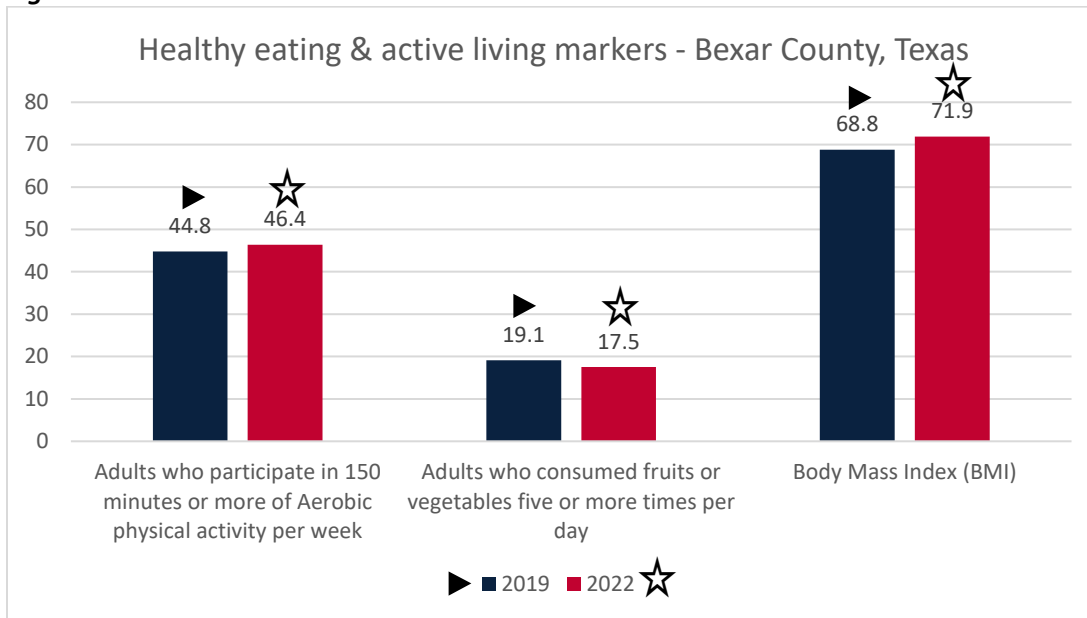
Greg Seiler  
Methodist Hospital | Atascosa, Chief Executive Officer

### The Five Community Health Priorities Methodist Healthcare Follows

#### Community Health Priority No. 1: Healthy Eating and Active Living

The percentage of adults who participate in 150 minutes or more aerobic physical activity per week is 46.4% in Bexar County, which is a slight increase from 2019 when it was 44.8%. The percentage of Bexar County adults who consumed fruits and vegetables five or more times per day has remained low over recent years and has decreased from 19.1% in 2019 to 17.5% in 2022. The percentage of adults who are categorized as overweight or obese based on their Body Mass Index (BMI) has slightly increased from 68.8% in 2019 to 71.9% in 2022. (Source: Behavioral Risk Factor Surveillance System)

Figure 1<sup>1</sup>



## Community Health Priority No. 2: Healthy Child and Family Development

Bexar County has seen a steady decrease in teen birth rate since 2016. The rate decreased between 2016 and 2020 by about 24% in the U.S. as a whole and 26% in Bexar County. The percent of births for which prenatal care began in the first trimester has continued to increase, but overall, more than one in three women were not beginning prenatal care in the first trimester. In 2019, 66.7% of women received prenatal care in the first trimester. The percent of births that were pre-term hovered at 12% to 14% between 2015 and 2019 (see chart below). In 2019, 13.2 % of births in Bexar County were pre-term. (Source: Texas Department of Health Services)

## Community Health Priority No. 3: Safe Communities

The most recent data from Texas Department of Public Safety shows that 2020 had a slightly elevated crime rate than the previous four years. For 2020 there were 611.7 violent crimes reported per 100,000 people in Bexar County. Violent crimes include murders, rape, robbery, and aggravated assault.

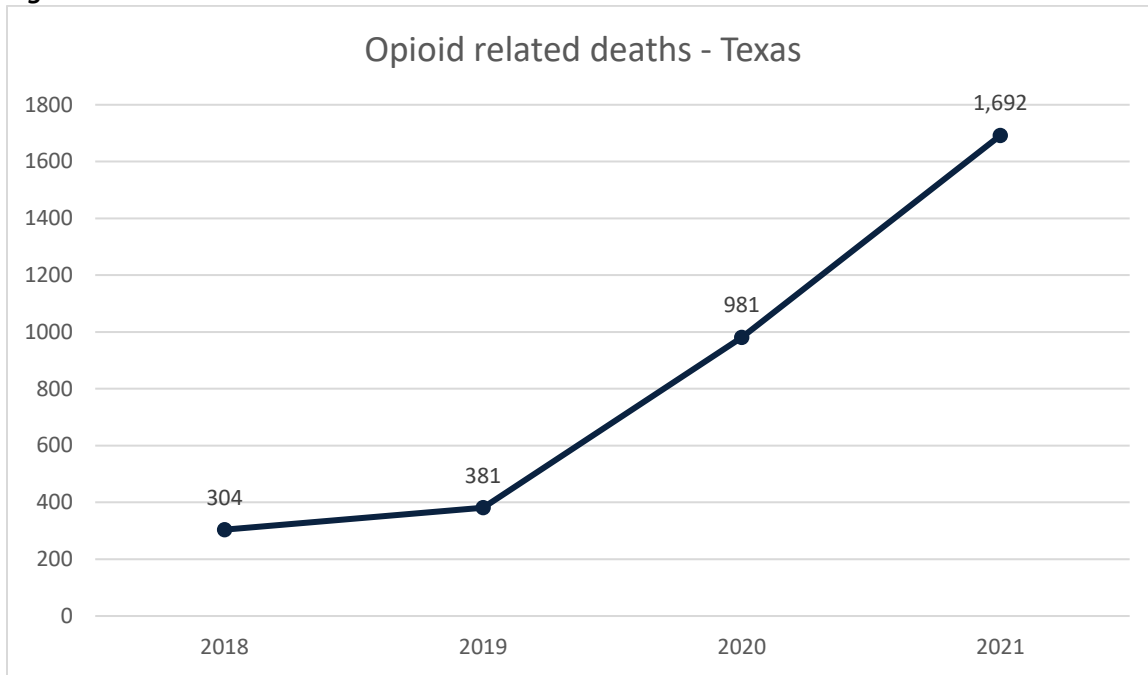
The rate of sexual assault dropped significantly during the first year of the pandemic (2020) to 81.3 sexual assault crimes committed per 100,000 Bexar County residents from 109.1 the prior year (2019). “Stay at home” orders and widespread business and school closures during the COVID-19 pandemic in 2020 may have influenced this trend, but this measure is also vulnerable to changes in proportion of sexual assaults that are reported.

During the pandemic we also saw a sharp rise in opioid related overdoses. In 2020, Texas Health and Human Services reported 981 opioid related deaths in the state, and in 2021 that number rose to 1,692 (see table below). In Bexar

<sup>1</sup> Source: 2022 Bexar County Health Needs Assessment Report

County, we have seen the rate of opioid prescriptions fall significantly in the last five years. In 2016 there were 546 prescriptions per 1,000 adults and in 2020 that number had dropped to 441. (Source: Center for Disease Control and Prevention)

**Figure 2<sup>2</sup>**



### **Community Health Priority No. 4: Behavioral and Mental Well-Being**

Health is about more than the physical body. Mental health is related to how people think, feel and act as they cope with life – how they manage stress, relate to others and make choices. There is growing clinical recognition of the impact of mental health conditions and disorders on overall health status and costs.

Survey participants from the Community Health Needs Assessment from different age groups and cultural backgrounds agreed that social support was fundamental to health, especially mental health. There were many quotes from individuals experiencing stress, anxiety, and depression as a result of feeling alone and not having access to the mental health resources which may have alleviated them.

In Bexar County, the rate of hospital discharges with a primary discharge diagnosis of a mental health or behavioral disorder is 59.9 per 10,000 patients. Although twice as high in the population aged 18 to 64, the rate is a sizable 34.9 per 10,000 among young people under 18 years old (see table below).

---

<sup>2</sup> Source: Texas Department of State Health Services

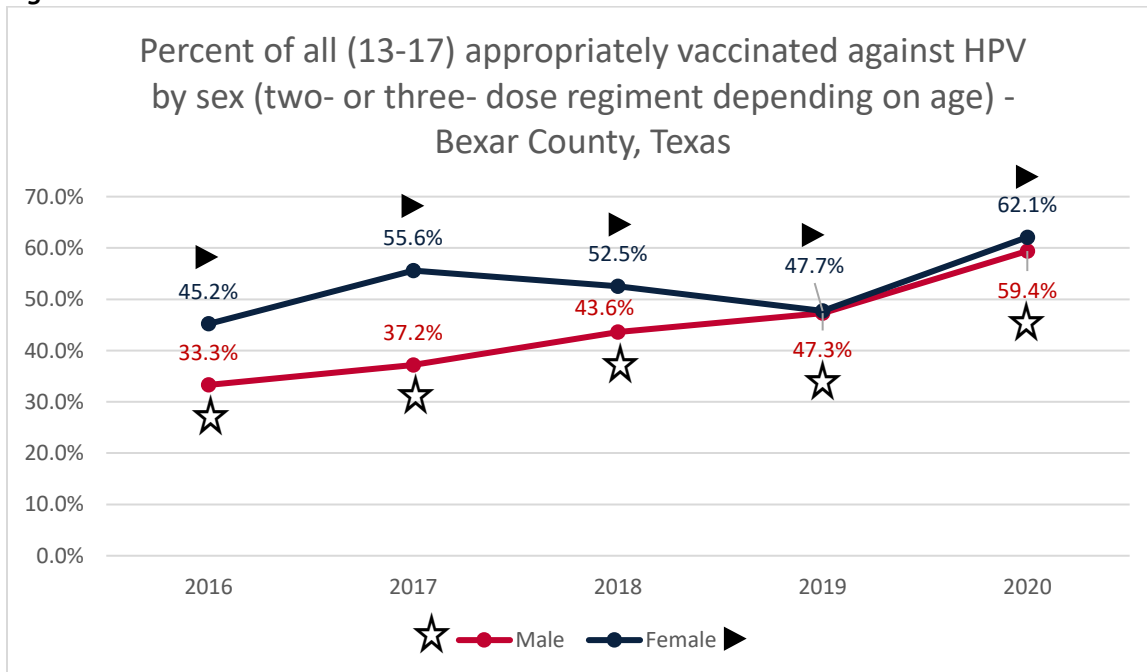
## Community Health Priority No. 5: Sexual Health

The most recent data available on sexually transmitted diseases for Bexar County is from 2018, predating the COVID-19 pandemic. The effects of the pandemic on transmission, screening, detection, and case investigation are not yet known. However, as testing is conducted in primary care settings, mobile settings, as part of the blood donation process, and even in emergency departments, any decrease in care utilization will decrease testing and detection rates. The effect is likely to be an incidence rate that significantly underestimates the true burden of illness.

When comparing newly diagnosed cases of Chlamydia, Gonorrhea, and Syphilis (primary and secondary) in Bexar County there has been a decrease in all three diseases from 2017 to 2018. When looking at new cases of HIV in Bexar County there was a small uptick from 2018, 16.4 new cases per 100,000 residents, to 17.1 new cases per 100,000 residents in 2019.

While the HPV vaccination rate increased among females between 2016 and 2020 (45.2% to 62.1%) much of the five-year gain in the overall rate can be attributed to the rising rate among males (see table below). Virtually equal rates in 2019 and 2020 erased the HPV vaccination gap between males and females. We will continue to educate parents and guardians to vaccinate both males and females to increase vaccination rates in the county.

Figure 3<sup>3</sup>



<sup>3</sup> Source: 2022 Bexar County Community Health Needs Assessment Report

# The Plan

## Community Health Priority No. 1: Healthy Eating and Active Living

**Community Goal:** To foster social change and strengthen positive behaviors around healthy eating and active living to ensure access to nutritious foods and built environments that enable all residents to make healthy choices and lead healthy lives.

**Objective:** To encourage and promote the number of residents in our community who eat healthy and engage in physically active behaviors.

**Strategies:** To work with local organizations to ensure that the community has access to food and nutrition through local food pantries.

**Tactics and Measurements:** Methodist Hospital | Atascosa will implement the following tactics and measurements, with yearly updates through 2025:

- Continue to host annual food drives that benefit local food pantries in Atascosa County.
  - Measurement: Number of servings collected

**Impact:** Through the tactics listed above, Methodist Hospital | Atascosa will help make sure community members have access to food in times of need.

### Key Partners:

- Atascosa County Food Pantries

## Community Health Priority No. 2: Healthy Child and Family Development

**Community Goal:** To make pregnancy and early childhood the focus of system level changes that support healthy child and family development.

**Objective:** To provide resources and service to support healthy families.

**Strategy:** Partner with local organizations to respond to needs in the community and opportunities to celebrate or honor residents.

**Tactics and Measurements:** Methodist Hospital | Atascosa will implement the following tactics and measurements, with yearly updates through 2025:

- Support our local school districts by hosting a back to school supply drive and participating in career day events.
  - Measurement: Number of students who reached.
- Continue to participate in the annual Silver Santa event during the holidays to collect gifts to donate to local retirement communities.
  - Measurement: Number of items donated.
- Participate in the annual community Veteran's Day parade handing out swag.
  - Measurement: Number of items handed out.
- Continue to provide student scholarships to Pleasanton Young Farmers and Atascosa Livestock Exchange to promote educational development.

- Measurement: Number of scholarships provided and total amount given.

**Impact:** Through the tactics listed above, Methodist Hospital | Atascosa will assist with community needs that build strong families and contribute to the educational development of local children.

**Key Partners:**

- Local school districts
- Atascosa County Veterans Service Office
- Pleasanton Young Farmers
- Atascosa Livestock Exchange

### **Community Health Priority No. 3: Safe Communities**

**Community Goal:** To develop safe neighborhoods, by identifying what works locally, planning how to replicate success in our neighborhoods, and enhancing systems that respond effectively to community identified safety needs.

**Objective:** To provide safe environment for patients and community members.

**Strategy:** Help ensure the unhoused population is kept warm in cold temperatures to keep them safe and healthy.

**Tactics and Measurements:** Methodist Hospital | Atascosa will implement the following tactics and measurements, with yearly updates through 2025:

- Hold an annual blanket and coat drive for unhoused residents at Haven for Hope
  - Measurement: Number of items collected.

**Impact:** Through the tactics listed above, Methodist Hospital | Atascosa will work to help keep community members safe.

**Key Partners:**

- Haven for Hope

### **Community Health Priority No. 4: Behavioral and Mental Well-Being**

**Community Goal:** To improve comprehensive behavioral health services and access for all.

**Objective:** Increase awareness and provide access to care for behavioral and mental well-being.

**Strategy:** To provide access to care for community members who have behavioral and mental-health needs

**Tactics and Measurements:** Methodist Hospital | Atascosa will implement the following tactics and measurements, with yearly updates through 2025:

- Continue to offer the One-Eighty program through Impact Healthcare Management at Methodist Hospital | Atascosa providing help to inpatients suffering from alcohol or narcotic withdrawals who choose to want help.
  - Measurement: Number of patients enrolled in the program.

**Impact:** Through the tactics listed above, Methodist Hospital | Atascosa will bring awareness to behavioral and mental-wellbeing issues as well as contribute to the general education about these topics. We will also work to provide support to those who are in crisis and those supporting people who have mental health needs.

**Key Partners:**

- Impact Healthcare Management

**Community Health Priority No. 5: Sexual Health**

This community health priority is addressed as a system. Please refer to the **Methodist Healthcare System plan, Community Healthy Priority No. 5.**

**Implementation of the Strategy**

The implementation strategy, including an execution plan and prioritization of health needs, services and metrics for each hospital will be presented to and approved by the Community Benefits Committee, Methodist Healthcare Community Board, Methodist Healthcare Board of Governors, and Methodist Healthcare Ministries.

The chief executive officer at each facility has appointed an advocate to work with Methodist Healthcare Community Engagement department to implement and monitor the plan.

Methodist Healthcare's Implementation strategy for each hospital includes:

- Priority initiative works plans
- Role and responsibility assignments
- Measures/indicators for success along with baseline data

Monitoring of the plan will occur through the quarterly community benefits reports to the Community Benefits Committee and the annual charity care report compiled and distributed to the Community Benefits Committee.

**Availability of the Community Health Needs Assessment and Implementation Plan**

A digital version of the assessment and plan will be available on our website, [www.SAHealth.com](http://www.SAHealth.com). A printed version will be available upon request.

**Approval:**

Methodist Hospital | Atascosa Chief Executive Officer

By: Greg Seiler

---